


THE SEVEN SEGMENTS EVALUATION

What is the Level of Effectiveness You Estimate for Each Segment Below?



GAUGE KEY

- 0 NOT HAPPENING
- 20 GETTING STARTED
- 40 MAKING PROGRESS
- 60 STEADILY MOVING
- 80 IN HIGH GEAR

Evaluate each Segment with the gauge key (see Segment key pages for item descriptions). Fill in the corresponding box. Calculate the average score in each Segment and write it on the gauge. This would help you see the Segments that are going great, and the ones that need some attention.



PRELUDE

Score

- | | |
|--|---|
| 1. <input type="checkbox"/> Creates Inviting Atmospheres | 5. <input type="checkbox"/> Welcomes Newcomers |
| 2. <input type="checkbox"/> Plans For Continuity | 6. <input type="checkbox"/> Utilizes Prepared Leaders |
| 3. <input type="checkbox"/> Creates Well-kept Environments | 7. <input type="checkbox"/> Equips Engaged Volunteers |
| 4. <input type="checkbox"/> Utilizes Compelling Music | |

SOCIAL

Score

1. Creates Fun Factor
2. Laughs and Plays
3. Uses Encompassing Games
4. Rehearses Activities
5. Utilizes Participating Leaders
6. Has Enjoyable Connections
7. Prompts Additional Gatherings



WORSHIP

Score

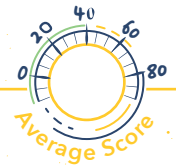
1. Implements Consistent Sessions
2. Shares Fostering Prayers
3. Creates Smooth Transitions
4. Uses Program Variety
5. Uses Relatable Lyrics
6. Utilizes Prepared Leaders
7. Worships By Example



TRANSITIONS

Score


1. Starts On Time
2. Plans Smooth Transitions
3. Utilizes Team Involvement
4. Implements Precise Timing
5. Uses Attention Grabbers
6. Minimizes Downtime
7. Recoups Focus



STORY

Score

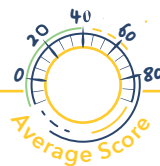
1. Is Beneficial/Appropriate
2. Has Realistic Perspective
3. Inspires Conversations
4. Has Practical Balance
5. Addresses Needs
6. Offers Considerate Approach
7. Uses Diversified Team



GROUP

Score

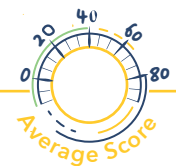
1. Invests And Equips
2. Utilizes Flexible Delivery
3. Shows Up Weekly
4. Has Committed Presence
5. Facilitates Not Dominates
6. Creates Safe Environments
7. Demonstrates Patience



HOME

Score

1. Encourages Parental Involvement
2. Creates Topic Awareness
3. Provides Resource Assistance
4. Encourages Relationship With Leaders
5. Practices Discipleship
6. Connects Socially
7. Is Present/Available



PRELUDE

1. Creates Inviting Atmospheres

The sound, smell and overall atmosphere of our space is inviting.

2. Plans For Continuity

When students enter our youth space, they know where to go and who to talk to, especially if they are new.

3. Creates Well-kept Environments

The design, quality and upkeep of our equipment, seating and space show that student ministry matters to us.

4. Utilizes Compelling Music

The music we play is relevant and communicates care for students.

5. Welcomes Newcomers

We have systems and process in place to help new students feel welcomed and assimilated.

6. Utilizes Prepared Leaders

Our leaders are prepared beforehand in all aspects of the program. They are fully present with students and work with other leaders during gatherings.

7. Equips Engaged Volunteers

Volunteers show up early, are focused and spend time engaging our students.

SOCIAL

1. Creates Fun Factor

Our student ministry has a high overall fun factor.

2. Laughs and Plays

We put in effort weekly to create great experiences and to laugh and play together as a group.

3. Uses Encompassing Games

When we select games, we aim to engage all types of students.

4. Rehearses Activities

We plan carefully and practice to ensure that all activities work the way we want them to.

5. Utilizes Participating Leaders

Our youth leaders participate in group activities and stage games regularly.

6. Has Enjoyable Connections

Leaders and volunteers encourage fun during group time. They understand that fun paves a way to deeper connection and open up conversations.

7. Prompts Additional Gatherings

Our ministry / small groups find ways to create shared experiences outside of normal program settings.

WORSHIP

This may be skewed if you don't do musical worship

1. Implements Consistent Sessions

We invite students to worship and respond to God on a weekly basis.

2. Shares Fostering Prayers

We help students grow in prayers, building up their understanding and abilities to pray.

3. Creates Smooth Transitions

Leaders engage students between songs and during program transition.

4. Uses Program Variety

We create different types of experiences to help every kind of students responding to God.

5. Uses Relatable Lyrics

Most students can understand and relate to the lyrics in our selection of worship songs.

6. Utilizes Prepared Leaders

We encourage worship leaders and equip them to grow, both in musical abilities and leadership.

7. Worships By Example

Leaders and volunteers participate in worship alongside students, to show their own faith and responses to God.

TRANSITIONS

1. Starts On Time

We start on time and have a trigger to help students get ready.

2. Plans Smooth Transitions

Leaders plan transitions each week to make sure they are well thought out.

3. Utilizes Team Involvement

We practice transitions and talk through them as a team.

4. Implements Precise Timing

Our transition from prelude to social is engaging, inclusive and not too long.

5. Uses Attention Grabbers

During the transition into the main message, we can keep students from distraction and allow necessary shifts.

6. Minimizes Downtime

There's minimal "dead time" during our programs.

7. Recoups Focus

Our transition after games helps our students refocus their energy.

STORY

1. Is Beneficial / Appropriate

Our messages convey theological truth and are developmentally appropriate / helpful to students.

2. Has Realistic Perspective

We understand that the purpose is not to resolve all tension or to tie every situation up in a bow.

3. Inspires Conversations

The content of our messages set up our small group conversations for success.

4. Has Practical Balance

Messages have a good balance between theological depth and real-life applications.

5. Addresses Needs

Our content is developed and delivered with the specific needs of each student phase in mind.

6. Offers Considerate Approach

What is taught and how it is taught is based on what is helpful for our students, instead of adult perspectives and feelings.

7. Uses Diversified Team

The makeup of our teaching team allows students to often see themselves in someone on stage, as well as those who are different from them.

GROUP

1. Invests And Equips

The student ministry spends time and resources recruiting, training, investing in and equipping our group leaders to be effective.

2. Utilizes Flexible Delivery

Our small group leaders understand that they can adjust curriculum wordings to help the success of their weekly groups.

3. Shows Up Weekly

Volunteers and small group leaders do show up weekly (*within reason*).

4. Has Committed Presence

Small group leaders are committed to the same middle school or high school group for over a phase in life, not just for a year.

5. Facilitates Not Dominates

We work with group leaders so they understand their role in facilitating conversations, not dominating them or reteaching a content.

6. Creates Safe Environments

Our groups have a sense of safety. Students know this is where any and all conversations can take place.

7. Demonstrates Patience

We give time and allow room, in order for small groups to grow influence.

HOME

1. Encourages Parental Involvement

Parents are encouraged to play a role in the spiritual lives of our students.

2. Creates Topic Awareness

Parents are aware of what we talk about each week, and how to continue those conversations at home.

3. Provides Resource Assistance

We equip parents to lead their students spiritually by providing resources.

4. Encourages Relationship With Leaders

Our parents form personal relationships with their students' small group leaders.

5. Practices Discipleship

We provide resources for students to practice spiritual discipleship throughout the week.

6. Connects Socially

Our social media presence not only informs students what we're doing as a ministry but also connects with them to help developing faith in their daily lives.

7. Is Present / Available

Our youth leaders understand the importance of being present and available for their students. They commit their time during church programs and throughout the week.